

Danny Straessle
Public Information Officer



ARKANSAS STATE HIGHWAY AND TRANSPORTATION DEPARTMENT

Hot Spring County
Leadership Forum
Thursday, April 20, 2017



Facts and Figures



AHTD Quick Facts



3rd Largest State Agency
(3,634 Employees)

Maintains
16,418 miles of Highway
7,335 Bridges

Central Offices in Little Rock

10 Districts Statewide

Mission:
Provide a safe, efficient, aesthetically pleasing
and environmentally sound intermodal
transportation system for the user.



Other Programs & Activities

- State Aid Programs for Cities and Counties
- Game & Fish Roads
- State Park Roads
- Institutional Roads
- Airport Access Roads
- Arkansas Recreational Trails
- Public Transportation Programs
- Transportation Alternatives Program





Other Programs & Activities

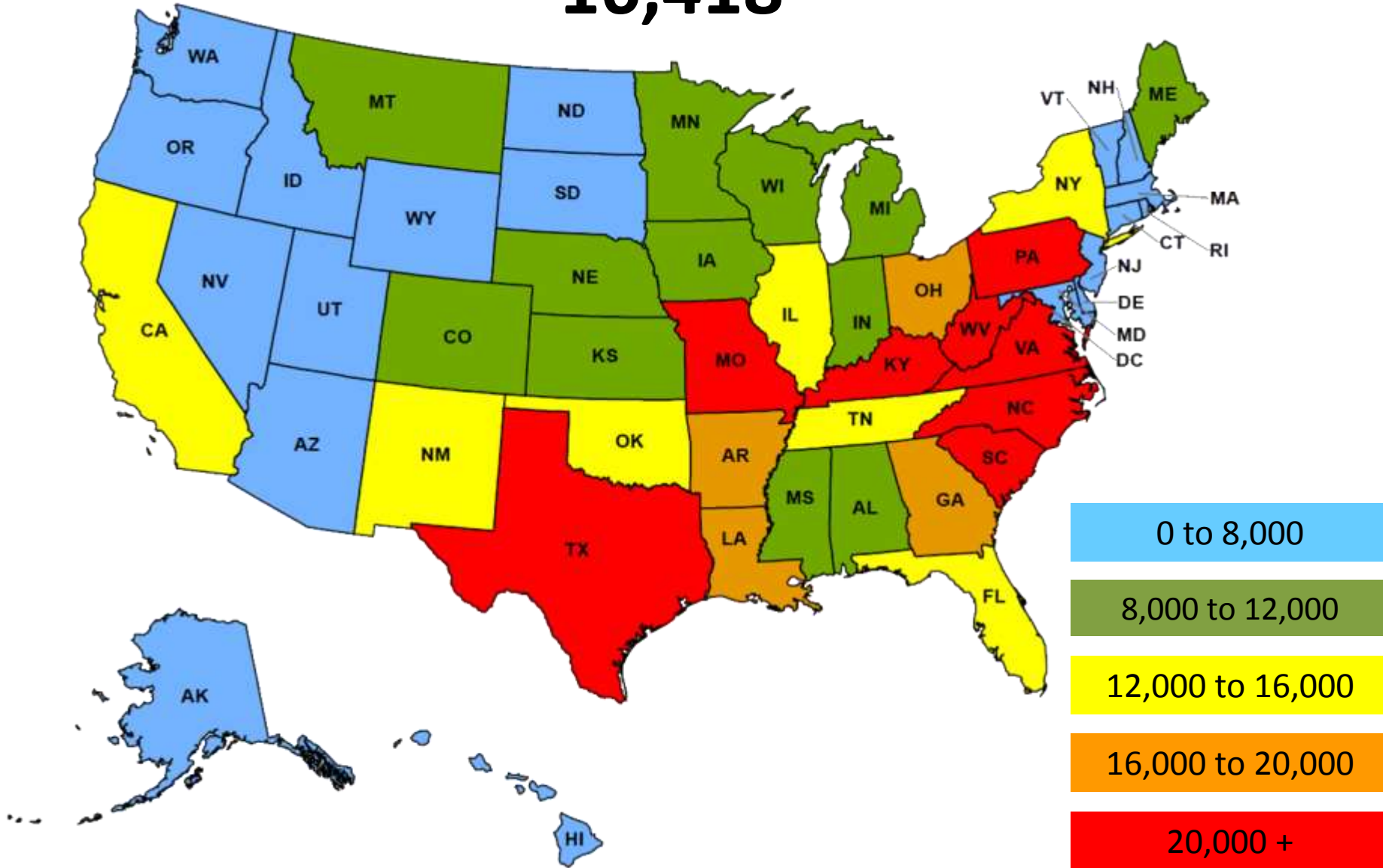
- Arkansas Commercial Truck Safety and Education Program
- Adopt-A-Highway Program
- Litter Hotline
- Research Grants to State Universities
- Wildflower Program
- Historic Bridge Program
- Welcome Centers & Rest Areas
- Scholarships for Engineering Students





12th in the Nation for Number of Highway Miles

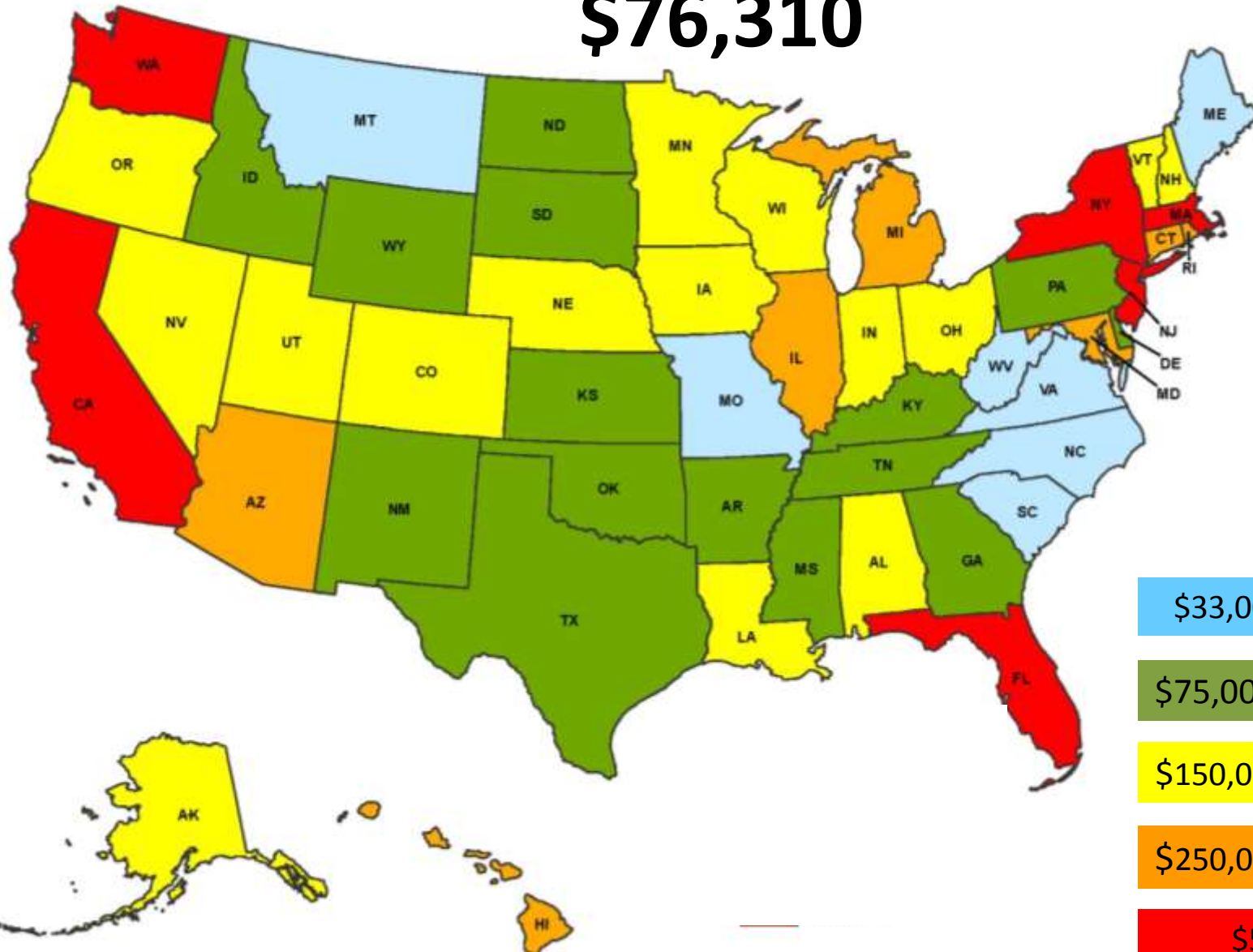
16,418





43rd in the Nation for Revenue per Mile

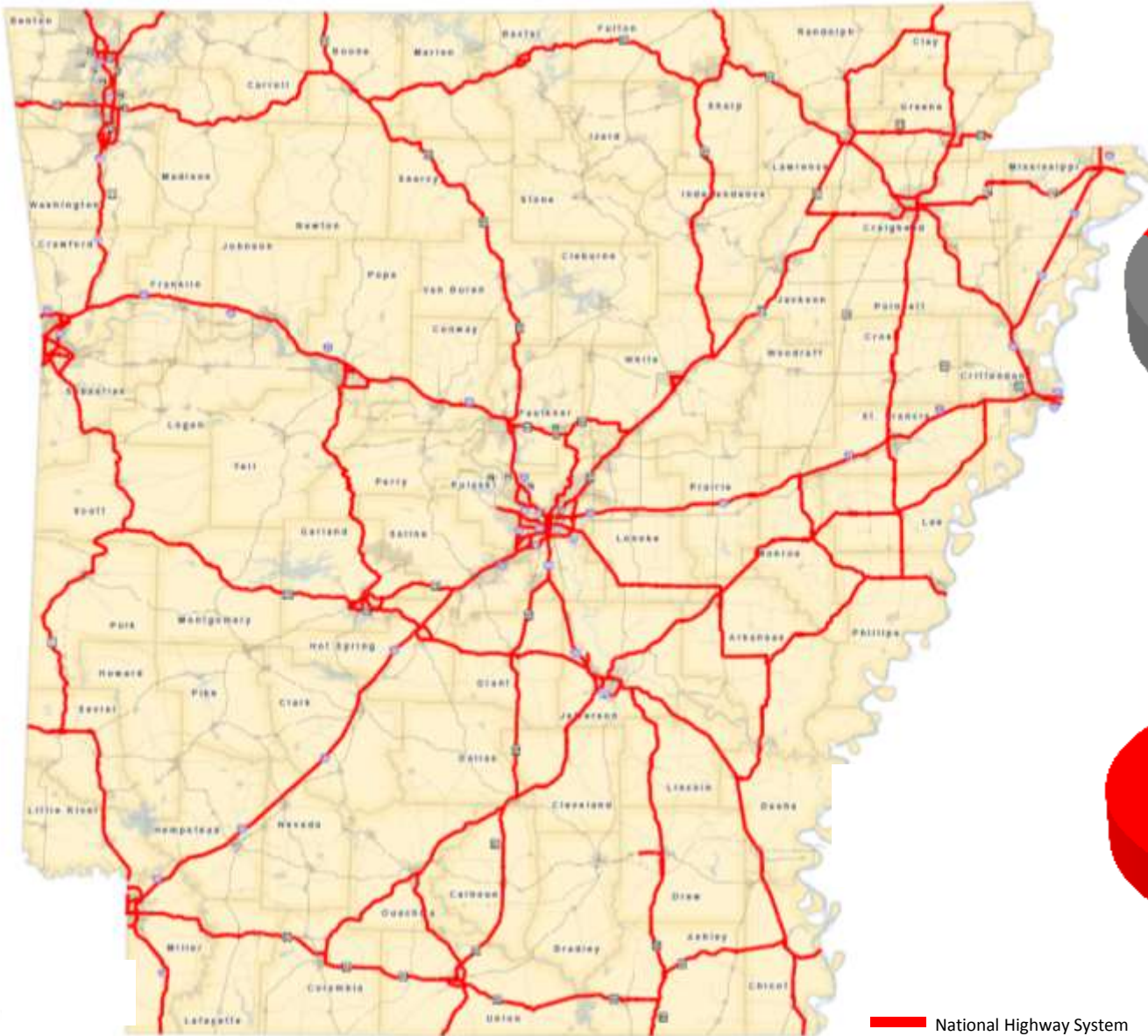
\$76,310



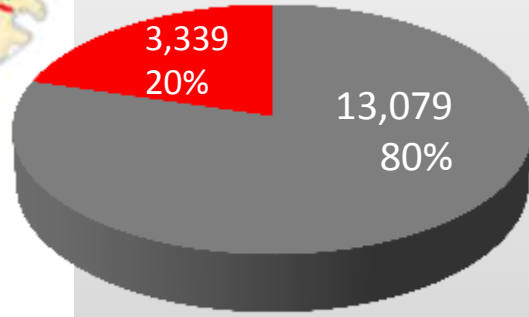


National Highway System

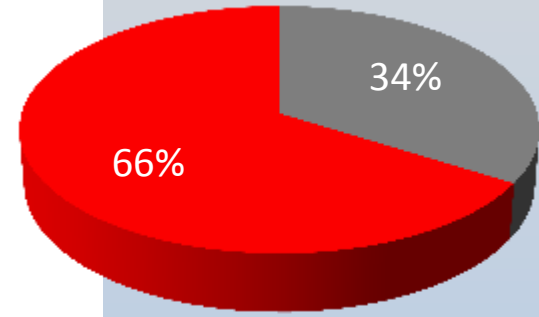
Arkansas Primary Highway Network



Miles



Traffic

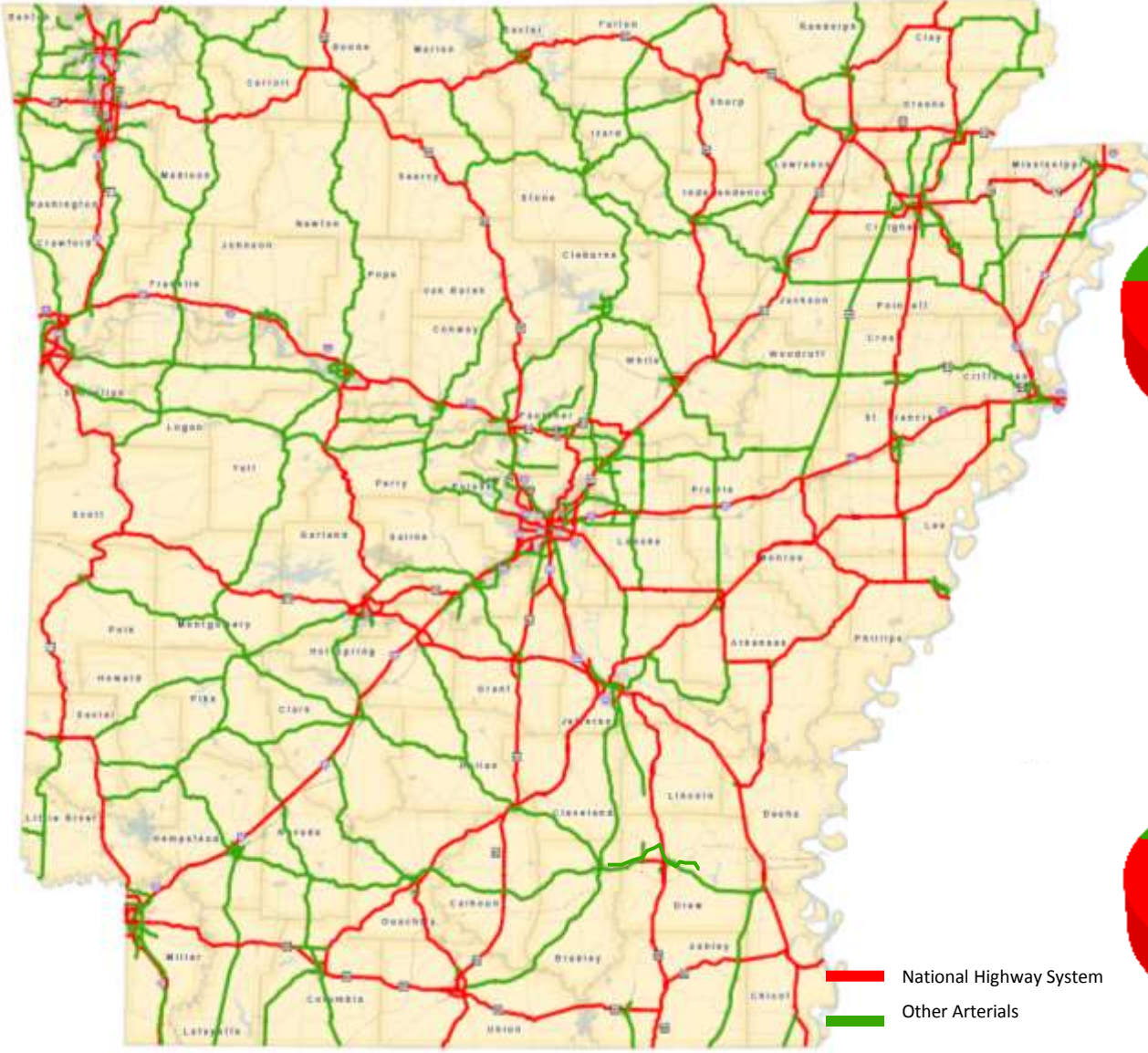


— National Highway System



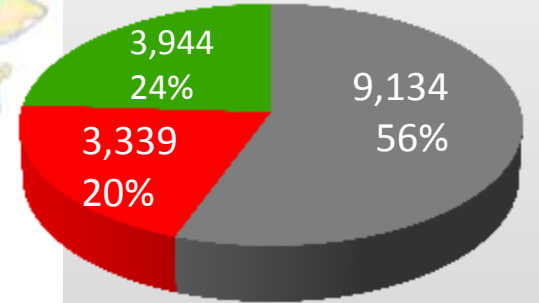
Other Arterials

Arkansas Primary Highway Network

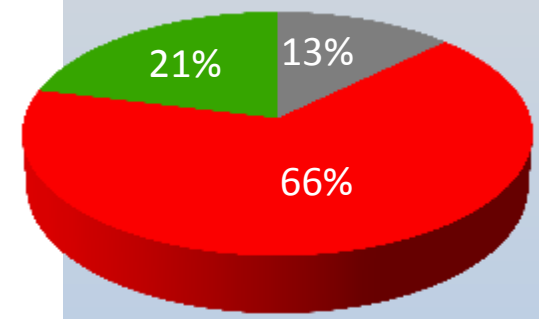


— National Highway System
— Other Arterials

Miles



Traffic

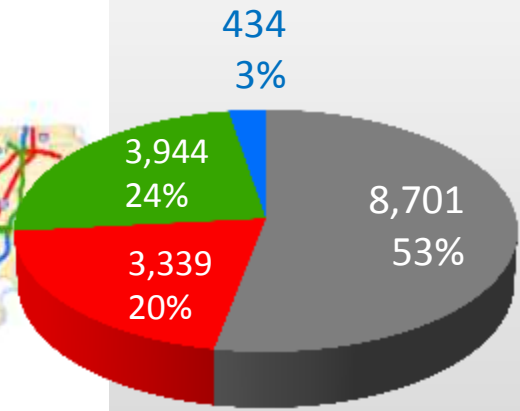




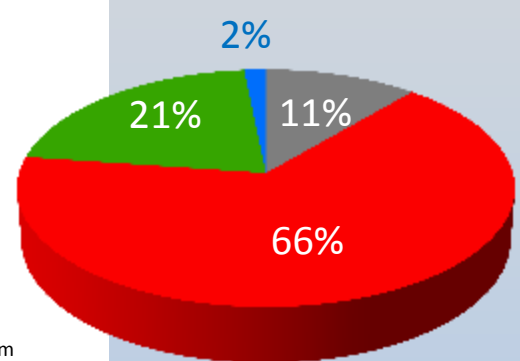
Critical Service Routes



Miles



Traffic



— National Highway System
— Other Arterials
— Critical Service Routes

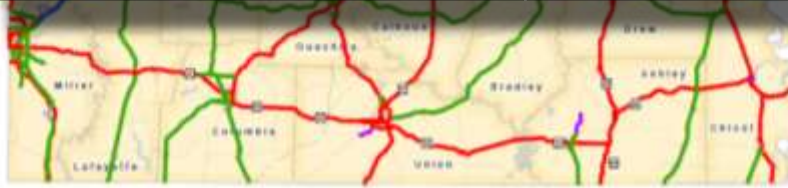


All of the APHN


Arkansas Primary Highway Network

Miles

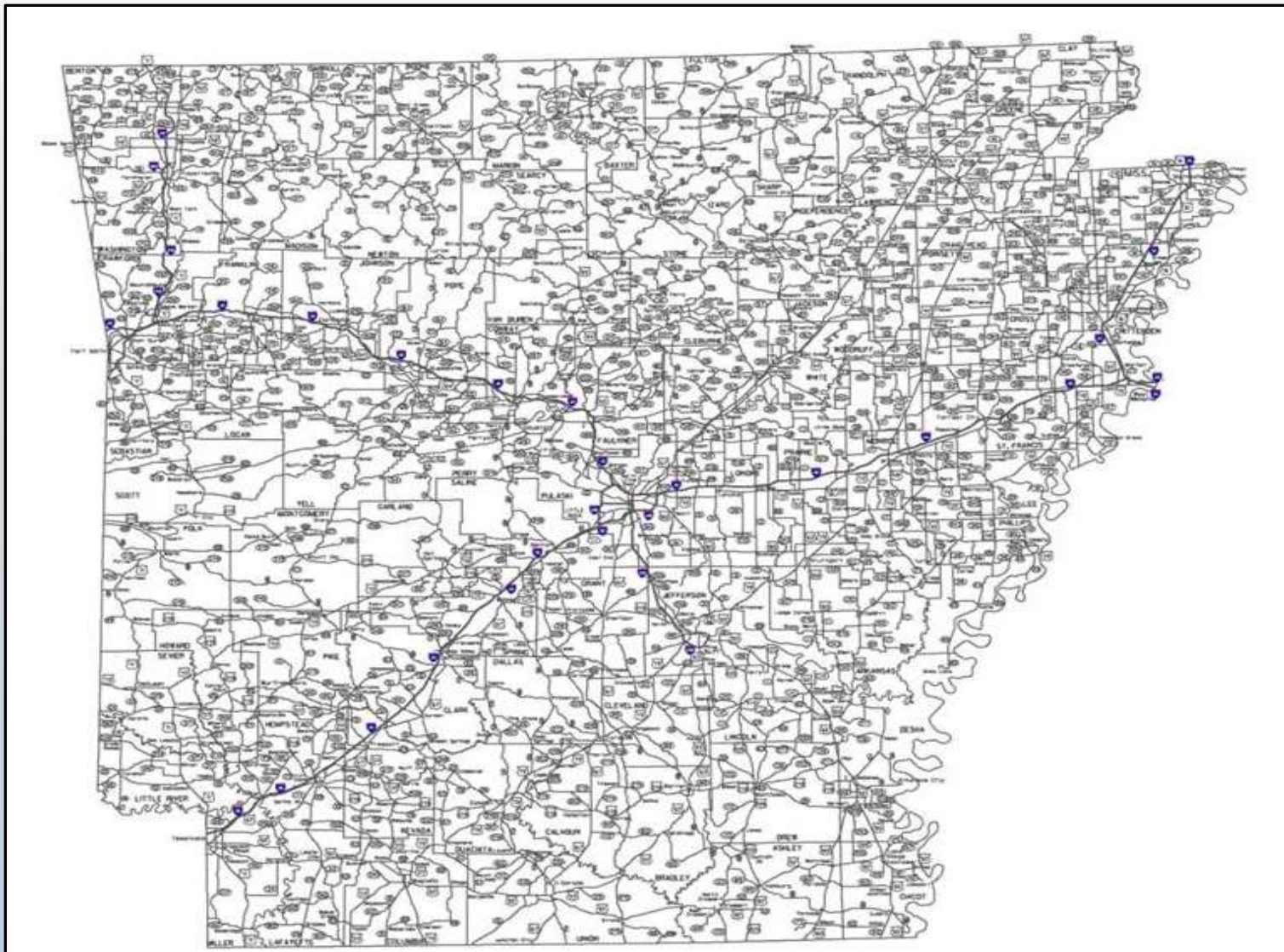
Level	Miles	Traffic
National Highway System	20%	66%
Other Arterials	24%	21%
Critical Service Routes	3%	2%
Other High Traffic Routes	1%	1%
Totals	48%	90%



- National Highway System
- Other Arterials
- Critical Service Routes
- Other High Traffic Routes

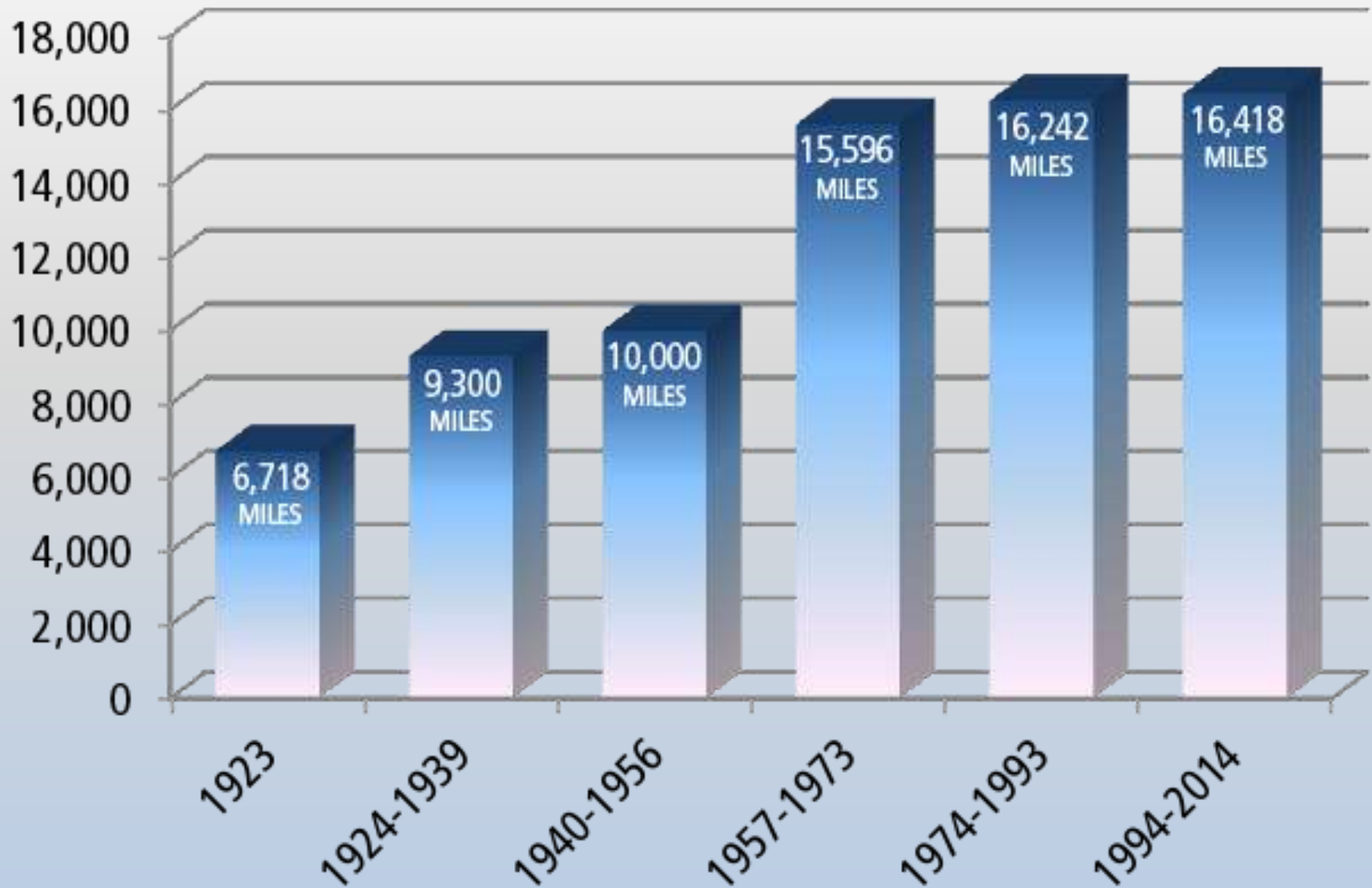


16,418 Miles on the Map



GROWTH OF THE HIGHWAY SYSTEM

MILES

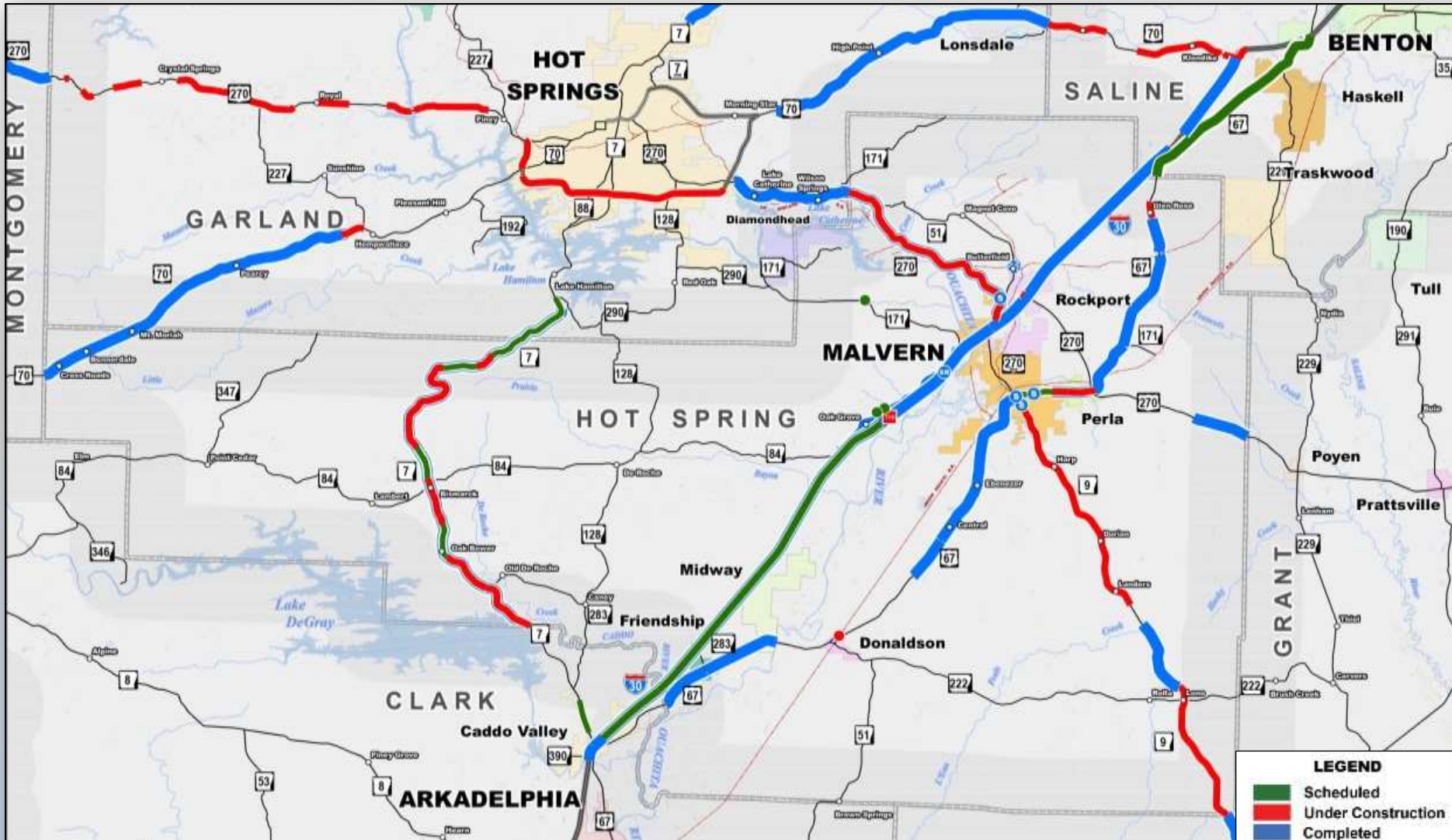




Projects Close to You



Projects Near You





Arkansas Highway Funding



Federal Funding

Fixing America's Surface Transportation (FAST) Act

- Authorizes 5 Years of Funding
 - Federal Fiscal Years (FFYs) 2016-2020
- \$225.2 Billion for Highway Investment
- \$250 Million Increase for Arkansas over 5 Years
 - \$250 Million Increase from FFY 2015



Federal Funding

- **Second Continuing Resolution for FFY 2017**
- **Expires April 28th**
- **Limited Federal Funds**
- **Potential Impacts**





President Trump's Infrastructure Plan

- **\$1 Trillion Over 10 Years**
- **Relies on Private Funding**
- **Details of Plan in Summer 2017**
- **Other Priorities**
 - **Repealing Obamacare**
 - **Overhauling the tax code**
 - **Easing regulations**



Act 1 - Arkansas Highway Improvement Plan of 2016

	FY17	FY18	FY19	FY20	FY21
	(x \$1 M)				
2016 Special Session					
Provide Governor's Rainy Day Funds	40.0				

Potential in Future Years

Allocate 25% of Future Surplus to Highways (Estimate Based on 10 Year Average)		48.0	48.0	48.0	48.0
Totals 2016 Special Session and Potential in Future Years	46.9	76.1	76.1	76.1	76.1

Potential in Future Years					
Allocate 25% of Future Surplus to Highways (Estimate Based on 10 Year Average)		48.0	48.0	48.0	48.0
Totals 2016 Special Session and Potential in Future Years	46.9	76.1	76.1	76.1	76.1

Act 1 - Arkansas Highway Improvement Plan of 2016

91st Session Account of the GIF 2017-2019 Biennium

Estimated Available Funds:

Unobligated Balance from the 90th Session Account	\$14,194,758
FY16 General Revenue Surplus	\$177,413,001
FY17 General Revenue Surplus	\$0
Recouped General Revenue Balances from FY16	\$5,845,301
Recouped General Revenue Balances from FY17 (Estimate)	\$5,000,000
Old Projects Recoupment (Estimate)	\$2,000,000
Outlawed Warrants	\$0
90th Rainy Day Set-Aside Balance (Sec 3 of Act)	\$25,000,000
Carry Forward of 90th Executive General Improvement (Sec 4 of Act)	\$0
Total Estimated Funds for 2017-2019 Biennium	\$229,453,060

FY17 General Revenue Surplus

\$0

Act 1 - Arkansas Highway Improvement Plan of 2016

	FY17	FY18	FY19	FY20	FY21
	(x \$1 M)				
2016 Special Session					
Provide Governor's Rainy Day Funds	40.0				

FY18 (Act 1 Needs)	FY18 (Governor's Projection)	Difference
\$50M	\$28.1M	-\$21.9M

Potential in Future Years					
Allocate 25% of Future Surplus to Highways (Estimate Based on 10 Year Average)		48.0	48.0	48.0	48.0
Totals 2016 Special Session and Potential in Future Years	46.9	76.1	76.1	76.1	76.1



- ArkansasHighways.com
- ConnectingArkansasProgram.com
- Vimeo.com/AHTD
- IDriveArkansas.com
- [Twitter.com @AHTD](https://twitter.com/AHTD)



@AHTD





Questions?